

Scaled data based on original data using  
LM-79-08 Approved Method: Electrical and Photometric Measurements of Solid-  
State Lighting Products

Test Report Prepared for  
Cooper Lighting Solutions  
(formerly Eaton)

Brand: STREETWORKS

Report Number: P190959

Luminaire Tested: **GAN-AF-01-LED-U-AFL-800-ADJ**

Issue Date: 3/3/2020

**Test Information**

Test Method: LM-79-08  
Report Number: P190959  
TEST IS SCALED FROM IESNA LM-79-08 TEST DATA (P24165)  
Test Lab: INNOVATION CENTER P2  
Issue Date: 3/3/2020  
Manufacturer: COOPER LIGHTING SOLUTIONS (FORMERLY EATON)  
Product Line: STREETWORKS  
Catalog Number: GAN-AF-01-LED-U-AFL-800-ADJ  
Description: GALLEON AREA AND ROADWAY LUMINAIRE  
(1) 70 CRI, 4000K, 800mA LIGHTSQUARE WITH 16 LEDS EACH AND AUTOMOTIVE FRONTLINE OPTICS  
Light Source: -  
Ballast/Driver: ELECTRONIC DRIVER

**Summary**

Lumens per Lamp: N/A  
Luminaire Lumens: 5284.6 lumens  
Efficiency: N/A  
Efficacy: 120.1 lumens/watt  
Luminous Opening: Rectangular (W 0.5' x L: 0.5' x H: 0')  
IES Classification: Type II - Short - Full Cutoff  
BUG Rating: B1 - U0 - G1

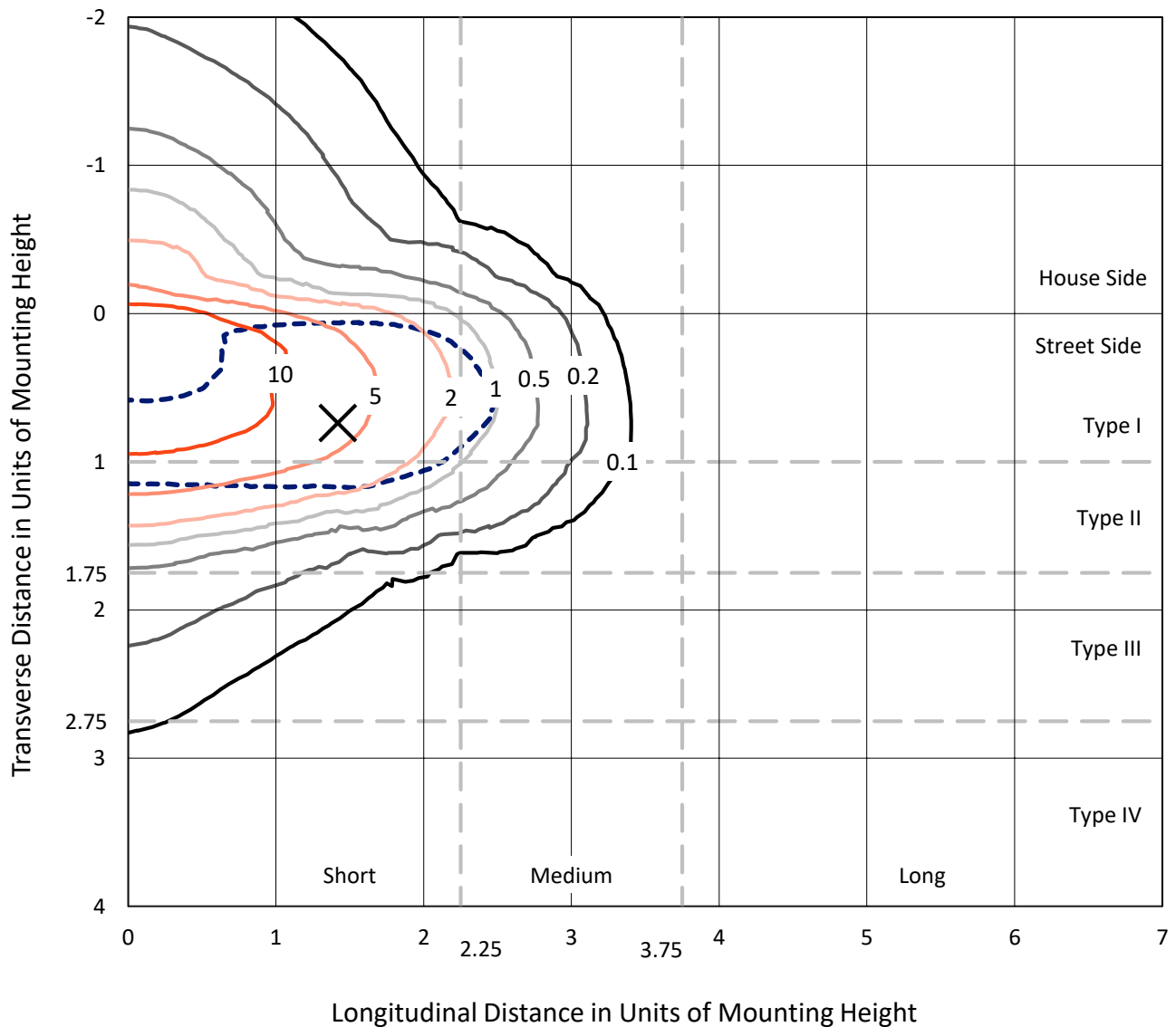
Input Watts (W): 44  
Input Voltage (V): NR  
Input Current (Ain): NR  
Voltage Rise (V): NR  
Power Factor: NR  
Total Harmonic Distortion (THDi): NR  
Frequency (hertz): 60  
Stabilization Time: NR  
Operation Time: NR  
Ambient Temperature (°C): NR  
Test Distance: 28.75 FT



REPORT NUMBER: P190959  
 CATALOG NUMBER: GAN-AF-01-LED-U-AFL-800-ADJ

### Iso-Footcandle Lines of Horizontal Illumination

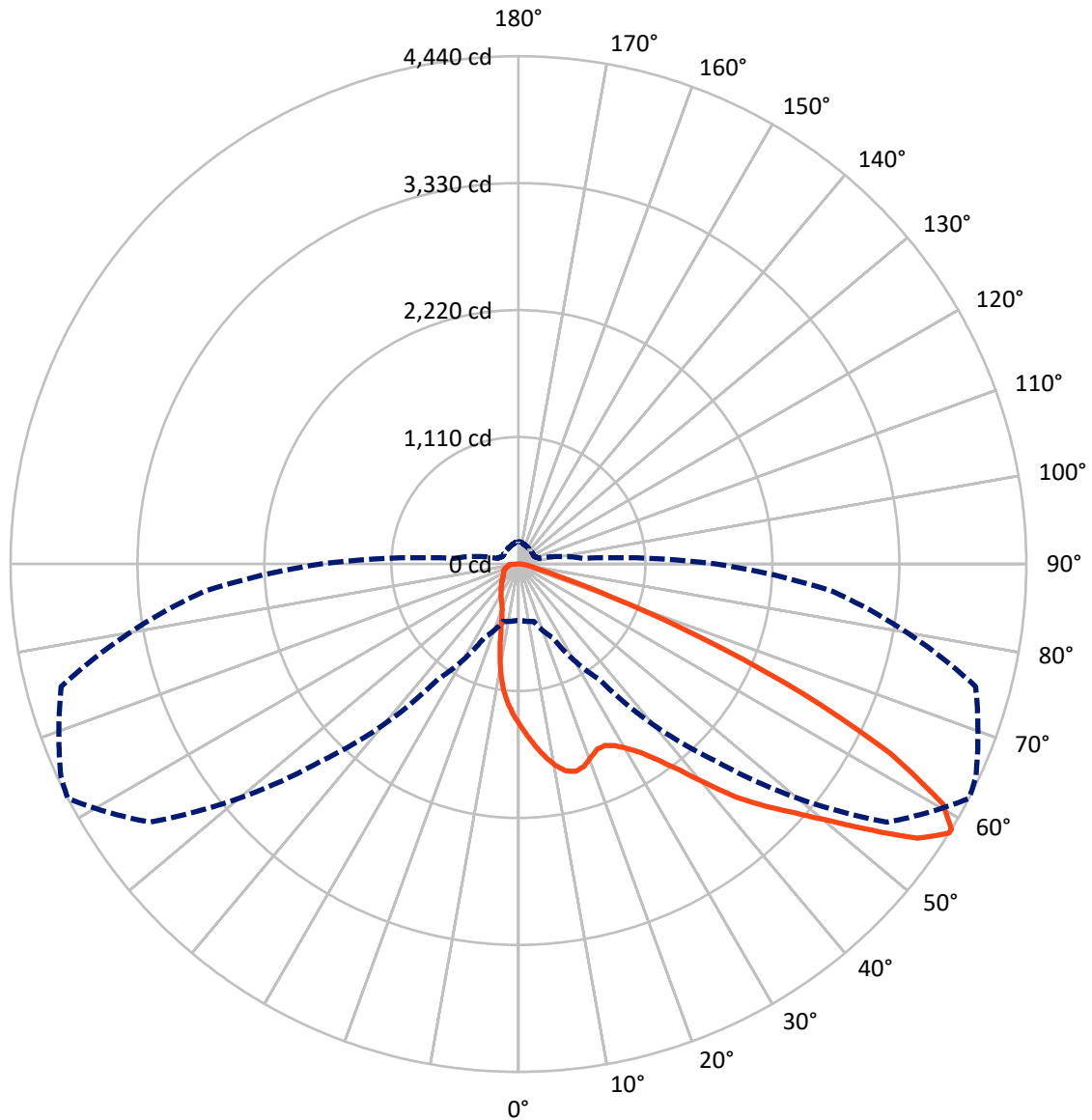
✕ Max cd  
 - - - 1/2 Max cd



Based on 10 foot mounting height. Maximum calculated value = 17.1 fc  
 Type II - Short - Full Cutoff

REPORT NUMBER: P190959  
CATALOG NUMBER: GAN-AF-01-LED-U-AFL-800-ADJ

### Luminous Intensity Polar Plot



— Vertical Plane Through 62.5-Deg Lateral      - - - Horizontal Cone Through 58-Deg Vertical



REPORT NUMBER: P190959

CATALOG NUMBER: GAN-AF-01-LED-U-AFL-800-ADJ

**FLUX DISTRIBUTION:**

		Downward	Upward	Total
<b>House Side</b>	Lumens	805.9	0.0	805.9
	% Fixture	15.3	0.0	15.3
<b>Street Side</b>	Lumens	4478.6	0.0	4478.6
	% Fixture	84.7	0.0	84.7
<b>Total</b>	Lumens	5284.6	0.0	5284.6
	% Fixture	100.0	0.0	100.0

**Coefficient of Utilization**

**ZONAL LUMENS:**

Zone	Lumens	% Fixture
0°-10°	125.5	2.4
10°-20°	320.9	6.1
20°-30°	518.8	9.8
30°-40°	823.5	15.6
40°-50°	1205.0	22.8
50°-60°	1260.3	23.8
60°-70°	744.6	14.1
70°-80°	209.8	4.0
80°-90°	76.2	1.4
90°-100°	0.0	0.0
100°-110°	0.0	0.0
110°-120°	0.0	0.0
120°-130°	0.0	0.0
130°-140°	0.0	0.0
140°-150°	0.0	0.0
150°-160°	0.0	0.0
160°-170°	0.0	0.0
170°-180°	0.0	0.0
0°-90°	5284.6	100.0
0°-180°	5284.6	100.0



REPORT NUMBER: P190959

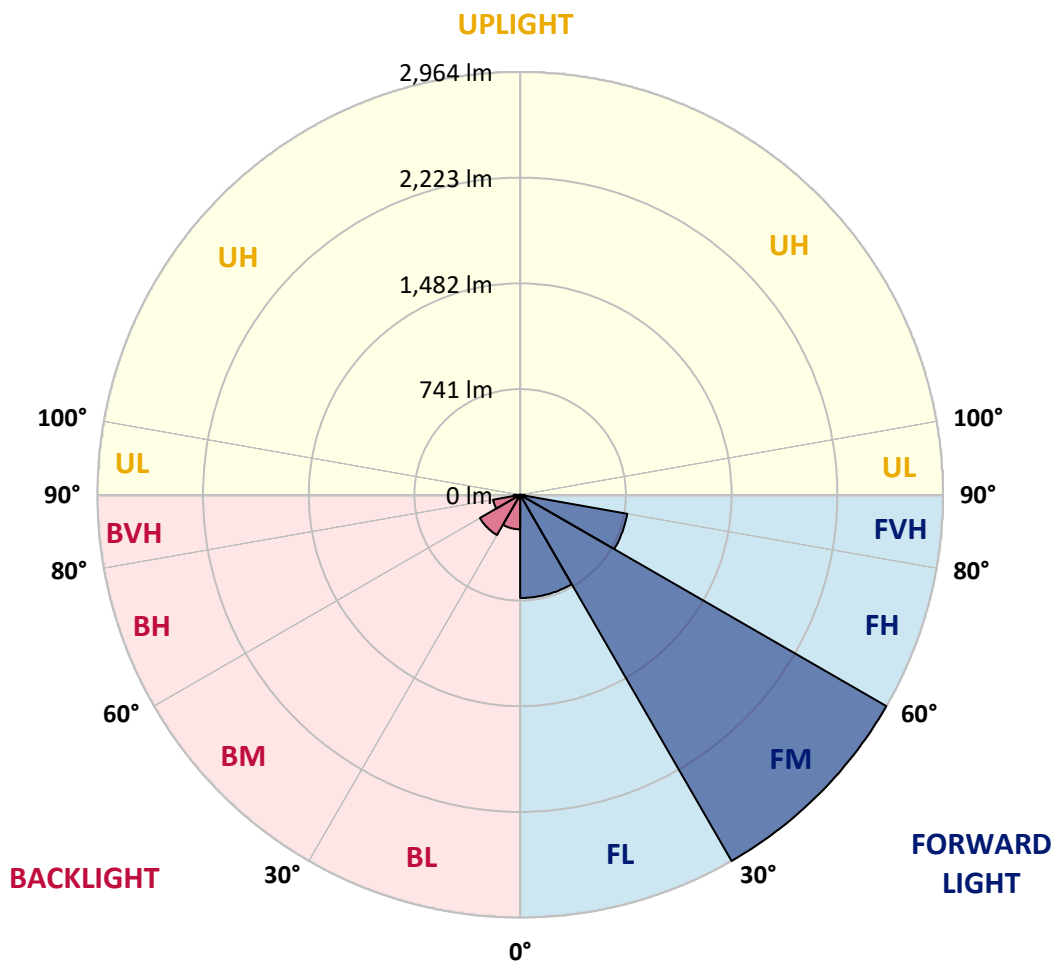
CATALOG NUMBER: GAN-AF-01-LED-U-AFL-800-ADJ

**LUMINAIRE CLASSIFICATION SYSTEM LUMEN TABLE AND BUG RATING:**

Zone		Lumens	% Fixture	Zone Rating/Lumen Limit		
				B	U	G
FL	(0°-30°)	723.0	13.7			
FM	(30°-60°)	2963.6	56.1			
FH	(60°-80°)	762.1	14.4			G1/1800
FVH	(80°-90°)	30.0	0.6			G1/100
BL	(0°-30°)	242.2	4.6	B1/500		
BM	(30°-60°)	325.3	6.2	B1/1000		
BH	(60°-80°)	192.3	3.6	B1/500		G1/500
BVH	(80°-90°)	46.1	0.9			G1/100
UL	(90°-100°)	0.0	0.0		U0/0	
UH	(100°-180°)	0.0	0.0		U0/0	

**BUG Rating: B1-U0-G1**

Type II Short





REPORT NUMBER: P190959

CATALOG NUMBER: GAN-AF-01-LED-U-AFL-800-ADJ

**CANDELA DISTRIBUTION (FULL):**

	0°	5°	15°	25°	35°	45°	55°	62.5°	65°	75°	85°
0°	1403.7	1403.7	1403.7	1403.7	1403.7	1403.7	1403.7	1403.7	1403.7	1403.7	1403.7
2.5°	1604.1	1591.1	1582.9	1575.7	1566.2	1546.1	1519.0	1501.8	1493.1	1463.4	1428.3
5°	1761.3	1749.9	1741.4	1731.8	1714.8	1683.2	1639.4	1604.6	1587.4	1528.2	1458.0
7.5°	1724.5	1729.2	1743.9	1769.5	1791.4	1787.2	1748.1	1703.8	1681.2	1598.9	1492.3
10°	1502.5	1510.7	1536.2	1596.1	1693.2	1792.7	1823.0	1792.4	1769.5	1668.7	1527.7
12.5°	1458.0	1457.7	1459.8	1475.6	1533.4	1673.4	1825.6	1856.3	1842.7	1735.4	1563.8
15°	1476.1	1476.6	1475.2	1481.8	1499.7	1555.3	1749.3	1881.0	1890.7	1802.6	1601.0
17.5°	1523.9	1522.7	1516.9	1516.9	1523.5	1545.1	1659.8	1858.1	1902.9	1862.1	1634.0
20°	1604.1	1598.4	1583.1	1569.2	1562.3	1573.9	1623.0	1805.4	1881.7	1914.1	1661.1
22.5°	1701.1	1696.7	1672.0	1642.1	1618.0	1617.7	1641.8	1759.4	1845.2	1963.1	1684.0
25°	1826.5	1819.3	1782.7	1734.9	1692.7	1676.5	1683.2	1757.1	1825.3	2016.4	1704.3
27.5°	1973.9	1960.7	1917.3	1848.5	1786.2	1753.6	1743.9	1797.6	1843.5	2082.3	1732.7
30°	2152.5	2137.4	2081.8	1992.0	1904.1	1850.6	1830.1	1869.5	1903.7	2162.7	1778.3
32.5°	2355.9	2334.0	2269.7	2170.7	2055.2	1973.6	1940.0	1964.7	1991.8	2259.5	1835.3
35°	2636.8	2610.7	2517.8	2381.2	2250.8	2138.6	2084.9	2102.8	2129.2	2403.8	1917.6
37.5°	2828.4	2816.7	2755.0	2626.5	2484.7	2355.5	2272.5	2282.9	2297.9	2584.3	2023.1
40°	2826.6	2831.3	2832.7	2833.9	2737.3	2613.6	2524.3	2513.3	2510.3	2782.3	2143.1
42.5°	2685.0	2704.5	2767.2	2894.3	2953.1	2896.3	2814.4	2782.8	2767.2	3015.8	2270.2
45°	2468.3	2478.7	2596.2	2844.5	3063.5	3176.3	3114.3	3014.7	2986.4	3230.3	2375.7
47.5°	2356.6	2368.0	2441.9	2712.7	3062.3	3402.4	3438.3	3248.7	3197.9	3416.9	2466.8
50°	2090.5	2114.4	2207.5	2483.2	2950.6	3506.5	3776.9	3527.3	3422.4	3598.5	2558.1
52.5°	1602.0	1638.9	1743.2	2105.9	2667.1	3455.0	4047.9	3865.3	3717.0	3786.7	2636.6
55°	1010.6	1037.9	1125.6	1487.4	2133.6	3187.0	4150.7	4230.8	4099.0	3964.9	2704.5
57.5°	549.4	561.6	594.5	821.2	1387.8	2594.5	4001.0	4438.9	4384.2	4116.1	2755.7
58°	491.7	499.9	520.4	711.7	1230.8	2432.5	3934.5	4439.6	4412.3	4138.3	2759.7
60°	364.8	360.6	342.4	406.1	685.1	1680.5	3532.9	4262.0	4342.3	4165.5	2740.3
62.5°	320.5	310.3	273.2	269.0	333.2	774.2	2703.2	3650.8	3840.7	4010.7	2622.3
65°	301.1	290.1	242.3	227.0	240.4	327.4	1592.3	2738.0	2976.2	3541.4	2320.8
67.5°	286.6	272.5	222.7	201.5	202.5	216.5	638.3	1724.5	1992.5	2688.7	1805.1
70°	272.7	257.3	206.0	181.7	175.9	171.2	253.8	863.3	1106.3	1698.4	1150.9
72.5°	257.8	242.6	191.4	166.0	154.8	139.1	165.7	353.1	493.2	803.5	522.1
75°	236.2	222.5	176.7	152.0	136.2	115.2	125.2	184.4	221.3	320.0	251.5
77.5°	209.5	198.4	160.3	140.6	120.7	93.6	96.3	127.9	141.9	183.1	149.6
80°	150.6	154.6	142.6	126.4	107.5	75.9	73.9	93.3	100.8	117.7	97.3
82.5°	105.8	108.0	117.9	103.3	88.8	59.7	54.5	65.7	70.2	77.4	52.5
85°	72.9	70.4	80.9	71.9	64.2	39.8	37.3	44.5	47.3	48.0	27.1
87.5°	43.8	43.8	46.7	38.6	34.6	20.7	20.2	25.4	27.1	25.9	14.9
90°	0.0	0.0	0.0	0.0	0.0	0.0	0.0	0.0	0.0	0.0	0.0



REPORT NUMBER: P190959  
 CATALOG NUMBER: GAN-AF-01-LED-U-AFL-800-ADJ

**CANDELA DISTRIBUTION (continued):**

	90°	95°	105°	115°	125°	135°	145°	155°	165°	175°	180°
0°	1403.7	1403.7	1403.7	1403.7	1403.7	1403.7	1403.7	1403.7	1403.7	1403.7	1403.7
2.5°	1407.5	1389.8	1352.2	1322.2	1284.0	1244.5	1222.3	1198.7	1182.5	1170.8	1189.5
5°	1418.2	1382.1	1304.5	1230.8	1149.4	1064.8	1000.7	940.9	899.3	873.5	897.8
7.5°	1435.1	1379.6	1255.9	1130.1	984.0	843.1	717.2	638.3	592.3	569.6	583.8
10°	1454.5	1375.7	1198.9	993.4	784.4	606.9	512.9	481.0	470.6	466.4	468.3
12.5°	1470.7	1367.2	1129.0	828.2	589.0	479.3	452.1	451.4	453.7	454.2	454.9
15°	1482.2	1354.7	1025.2	655.9	471.1	436.7	435.3	439.7	444.0	445.7	446.7
17.5°	1489.8	1329.1	908.1	518.6	422.1	416.0	419.5	425.2	429.7	431.0	432.0
20°	1489.1	1291.5	768.4	432.5	395.4	395.4	401.4	405.9	406.1	404.6	405.4
22.5°	1481.3	1240.0	633.1	386.7	371.7	376.0	382.0	377.8	360.3	348.9	349.6
25°	1468.4	1178.5	517.1	357.6	349.8	357.3	355.6	323.8	298.9	287.7	287.7
27.5°	1457.0	1105.9	428.0	332.3	328.0	337.2	306.4	277.4	267.0	261.8	260.0
30°	1448.8	1027.5	368.6	307.8	307.3	300.6	265.8	257.8	256.0	251.9	250.3
32.5°	1450.7	948.1	330.5	286.4	288.2	257.3	246.3	248.1	246.6	242.1	240.1
35°	1467.2	872.7	305.6	267.0	261.8	232.4	234.9	238.1	237.6	231.4	229.4
37.5°	1496.6	801.3	289.2	250.8	228.4	219.9	223.9	228.9	227.7	223.4	222.0
40°	1527.4	734.1	275.7	238.1	208.8	211.5	215.0	217.8	219.0	220.2	219.2
42.5°	1557.5	663.9	259.3	225.3	200.6	203.6	205.0	207.8	214.5	219.2	219.0
45°	1575.4	598.0	242.3	206.8	194.1	195.8	194.9	200.3	208.6	216.3	216.5
47.5°	1595.4	546.7	228.9	189.9	187.9	189.1	186.2	191.6	199.1	208.6	209.5
50°	1619.5	516.1	218.2	176.5	179.4	179.4	178.7	183.6	194.1	205.0	207.0
52.5°	1646.8	510.1	209.3	166.7	170.9	170.7	171.4	178.9	190.4	201.1	202.9
55°	1680.2	526.3	199.6	159.5	162.8	163.8	166.2	174.7	184.4	196.6	197.3
57.5°	1719.1	559.1	191.9	153.7	155.3	158.6	162.5	170.2	180.7	194.1	194.9
58°	1725.5	566.1	190.6	153.2	153.7	157.5	162.0	169.5	179.9	194.6	195.4
60°	1725.7	589.2	187.9	151.1	148.0	154.3	159.3	166.7	178.7	196.3	198.0
62.5°	1664.5	589.0	185.9	147.8	142.1	149.8	155.5	164.3	177.4	200.6	204.1
65°	1465.7	535.3	176.5	142.8	137.4	145.9	152.3	162.5	181.0	219.0	221.3
67.5°	1146.4	438.7	158.8	135.8	131.1	141.9	150.3	162.2	184.6	223.2	224.7
70°	758.0	328.3	139.3	127.9	124.7	137.1	151.3	170.7	180.4	214.2	210.3
72.5°	393.4	230.5	123.7	117.9	117.2	132.9	165.7	169.7	176.2	201.5	196.6
75°	206.5	160.0	110.0	107.0	108.2	131.9	195.6	165.2	170.7	192.8	202.3
77.5°	126.4	129.2	98.3	97.1	99.5	128.9	195.4	159.5	162.8	177.4	187.9
80°	84.6	104.8	89.3	89.6	91.3	117.9	175.4	150.6	153.0	167.8	178.4
82.5°	53.5	62.0	81.1	85.3	83.1	97.3	149.0	137.1	140.6	191.9	202.9
85°	27.1	38.8	70.4	82.1	74.9	68.2	120.9	120.2	121.9	138.4	144.5
87.5°	12.5	21.4	55.0	71.7	56.5	42.6	87.9	89.1	96.1	98.3	98.3
90°	0.0	0.0	0.0	0.0	0.0	0.0	0.0	0.0	0.0	0.0	0.0

(END OF REPORT)